

2016

LTI Customer Portal



**LABORATORY
TESTING INC.**

Ashley Yerkes

Laboratory Testing Inc.

7/8/2016

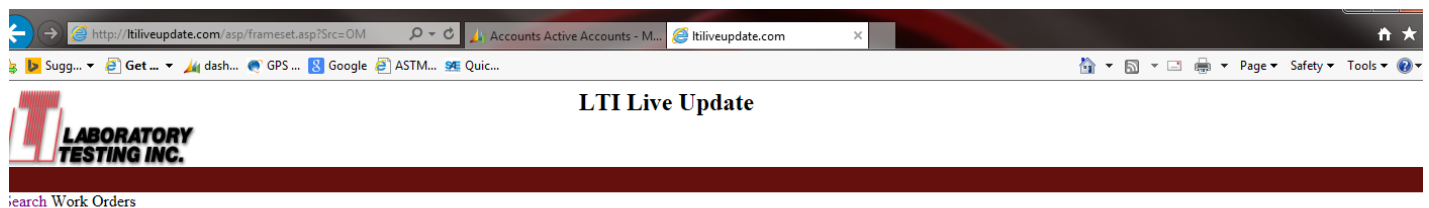
Welcome to the LTI Customer Portal. Once you have been set up to utilize the tools of the portal you will have access to track current order statuses, view previous orders and download certifications. Note: it is best to use Internet Explorer as the browser. For any questions please contact Ashley Yerkes at (215) 997-9080 x136.

LOGGING INTO LTI LIVE

In order to access the Customer Portal, you can go to our website and click the link in the upper right hand corner that says Customer Portal, or you can type the website into your browser, www.ltiliveupdate.com.



Once you are at the login screen, your user ID is your email address, and if this is the first time you are logging in, your password is **welcome**. Once you enter that information you will be prompted to change your password and will be brought to the main screen of the account.



Work Orders						
Purchase #	WorkOrder #	Job #	WO Date	Cmp Date	Cert	Attach
+ DEPT 44	LTI001-12-11-42894		11/9/2012	11/13/2012		
+ FRANK	LTI001-12-08-30942		8/10/2012			
+ DEPT 50	LTI001-12-04-12791		4/3/2012	4/4/2012		
+ Dept 50	LTI001-11-11-41153		11/21/2011			
+ AGS PTP 2011	LTI001-11-11-40323		11/15/2011	12/15/2011		
+ eva	LTI001-11-09-31048		9/2/2011			
+ VERBAL/FRANK	LTI001-11-09-31077		9/2/2011	11/3/2011		
+ VERBAL/FRANK	LTI001-11-09-31078		9/2/2011	11/2/2011		
+ VERBAL/FRANK	LTI001-11-09-31079		9/2/2011	11/3/2011		
+ VERBAL/FRANK	LTI001-11-09-31080		9/2/2011	11/3/2011		

SEARCHING FOR ALL/SPECIFIC ORDERS

After logging in the system defaults to show you the 10 most recent jobs for your company. To search for a specific order or to view more orders you will need to click Search Work Orders.

[Search Work Orders](#)

	Purchase #	WorkOrder #	Job #
+	DEPT 44	LTI001-12-11-42894	
+	FRANK	LTI001-12-08-30942	
+	DEPT 50	LTI001-12-04-12791	
+	Dept 50	LTI001-11-11-41153	
+	AGS PTP 2011	LTI001-11-11-40323	
+	eva	LTI001-11-09-31048	
+	VERBAL/FRANK	LTI001-11-09-31077	

You can enter any information that you know about the order to locate it, such as the PO number or job number, or you can change the date range. The easiest way to search is by changing the date range. Click Submit when you have entered all of your information.

Search			
WO Start Date	<input type="text"/>	<input type="text"/>	<input type="text"/> (mm/dd/yyyy)
WO End Date	<input type="text"/>	<input type="text"/>	<input type="text"/> (mm/dd/yyyy)
Purchase #	<input type="text"/>		
Job #	<input type="text"/>		
		Clear	Submit

You then have access to all orders in that date range or with that PO/Job number.

VIEWING THE JOB STATUS


On the main screen your company's 10 most recent orders will be displayed. You can see the general information of the job just by viewing this screen. To find further information you can go to the order that you would like to review and click the plus sign.

	VERBAL/FRANK	LTI001-11-09-31077	9/2/2011	11/3/2011
---	--------------	--------------------	----------	-----------

This will present a drop down listing the samples on the order.

	VERBAL/FRANK	LTI001-11-09-31077	9/2/2011	11/3/2011
Sample Id	Piece Count	Instrument No.	Description	Size/Range
+ 1	1		Test	
+ 2	1		Test	

You can view the test lines for each sample by clicking the plus sign next to the sample id.

	VERBAL/FRANK	LTI001-11-09-31077		
Sample Id	Piece Count	Instrument No.	Description	Size/Range
+ 1	1		Test	
+ 2	1		Test	

This will create another drop down listing the testing information.

VERBAL/FRANK

LT001-11-09-31077

9/2/2011

11/3/2011

Sample Id

Piece Count

Instrument No.

1

1

Test Item

Test Description

MT020

AXIAL TENSILE

2

1

Description

Test

Quantity

Scheduled

Date Complete

1

09/08/2011


11/3/2011

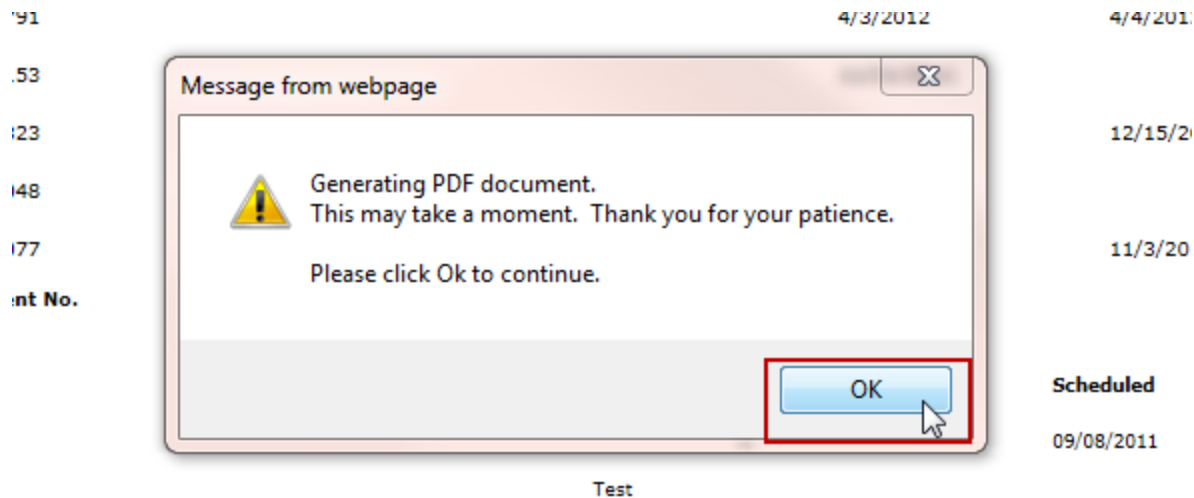
Test Result

From this screen you are able to see when the testing is scheduled to be completed, if the testing has been completed, and if there are test results available.

VERBAL/FRANK		LTI001-11-09-31077		9/2/2011	11/3/2011
Sample Id	Piece Count	Instrument No.	Description	Size/Range	
1	1		Test		
Test Item	Test Description		Quantity	Scheduled	Date Complete
MT020	AXIAL TENSILE		1	09/08/2011	11/3/2011
2	1		Test		

DOWNLOADING RESULTS/CERTIFICATIONS

If results/certifications are available for download, you will see this icon . To download, click on the icon. It will generate another window that says it is generating the PDF. Click OK.



After clicking OK, another window will populate with the results/certification in PDF format.



LABORATORY TESTING INC.
2331 Topaz Drive, Hatfield, PA 19440
TEL: 800-219-9095 • FAX: 800-219-9096

SOLD TO
Laboratory Testing Inc.
2331 Topaz Drive
Hatfield, PA 19440

CUSTOMER P.O.
RickStuart

Certified Test Report
LTI001-11-08-28375-1

SHIP TO
Laboratory Testing Inc.
Attn: Shipping & Receiving
2331 Topaz Drive
Hatfield, PA 19440

CERTIFICATION DATE
8/12/2011

SHIP VIA
TO QA

DESCRIPTION
Description: Samples

Accredited Nadcap
Materials Testing Laboratory
Nondestructive Testing

If results or a certification do not appear please check that you are allowing pop-ups for this website.